

Ioline Rhinestone and Rhinestud Application Guidelines

Procedure P/N 111284 Rev 0



14140 NE 200th St.
Woodinville, WA 98072
1.425.398.8282
www.ioline.com

IMPORTANT: Achieving good results when applying Rhinestones and Rhinestuds to garments requires high quality materials and careful processing. Temperature, humidity, heat press quality, and other factors can affect the results. The following steps are meant as a starting point and may require refinement. Test the transfer on one garment and confirm which settings work best with the fabric and in your environment before starting full production.

Step 1: Prepare the Heat Press

- Pre-heat press to 335° F (168° C).
- Adjust clamp to medium pressure (50 lbs.).
- Adjust timer for appropriate stone size (see chart on second page). **NOTE:** do not mix stone sizes that are more than one size bigger or smaller. Use the longest time from the chart for a mixed size transfer.




Step 2: Prepare the Garment

- **Do NOT apply transfer on garment now.**
- Place garment on heat press platen then cover with the teflon sheet or kraft paper.
- Heat press the garment (without transfer) for 5-7 seconds to remove moisture.




Step 3: Place Design

- Open the press and remove the teflon/kraft sheet.
- Remove the white plastic protective cover sheet from the transfer.
- Position the Rhinestone transfer onto the garment with the glue side of the Rhinestones facing the fabric.





Step 4: Transfer the Design

- Cover the Rhinestone transfer with a teflon sheet or kraft paper.
- Heat press the design following the guidelines for pressure and time in the chart on the second page.



Step 5: Finish Garment

- Open the press then immediately remove clear plastic heat transfer film from design and garment.
- Inspect design to confirm complete adhesion of all stones to the fabric.
- Remove garment from the press.



Laundering Guidelines

- No dry cleaning.
- Do not wash for 48 hours after pressing.
- Use cool water and turn garment inside out for washing and drying.
- Hang to dry.

Ioline Rhinestone and Rhinestud Recommended Press Times for Various Fabrics

- Cotton, cotton/poly, silk:
 - 6ss...20 seconds
 - 10ss...24 seconds
 - 16ss...30 seconds
 - 20ss...40 seconds
- Heavy denim:
 - 6ss...32 seconds
 - 10ss...37 seconds
 - 16ss...42 seconds
 - 20ss...52 seconds
- Lycra:
 - 6ss...22 seconds
 - 10ss...27 seconds
 - 16ss...32 seconds
 - 20ss...42 seconds
- **IMPORTANT:** Use 50 lbs. (medium) pressure. Heat press machines pressure settings can vary. Check the instructions included with the heat press.